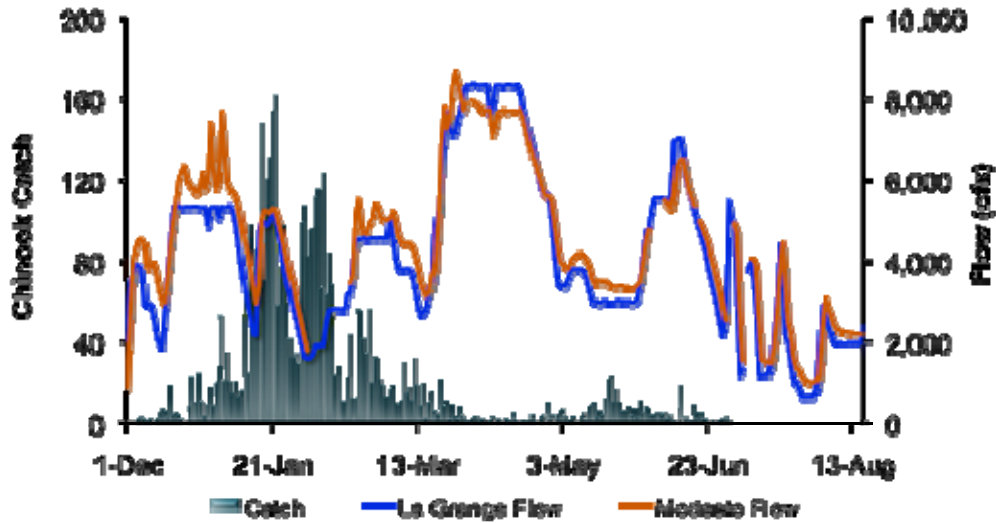
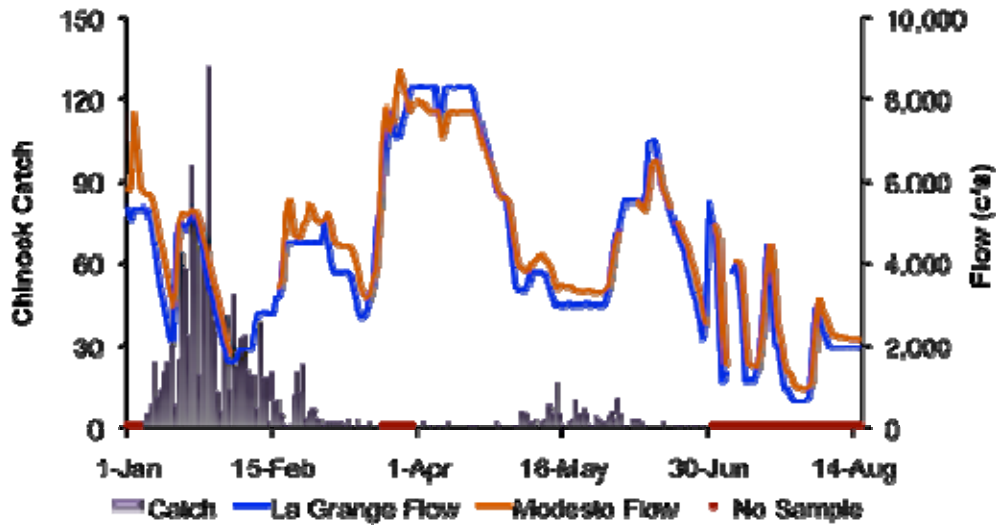


Tuolumne River rotary screw trap data, 2010-2011

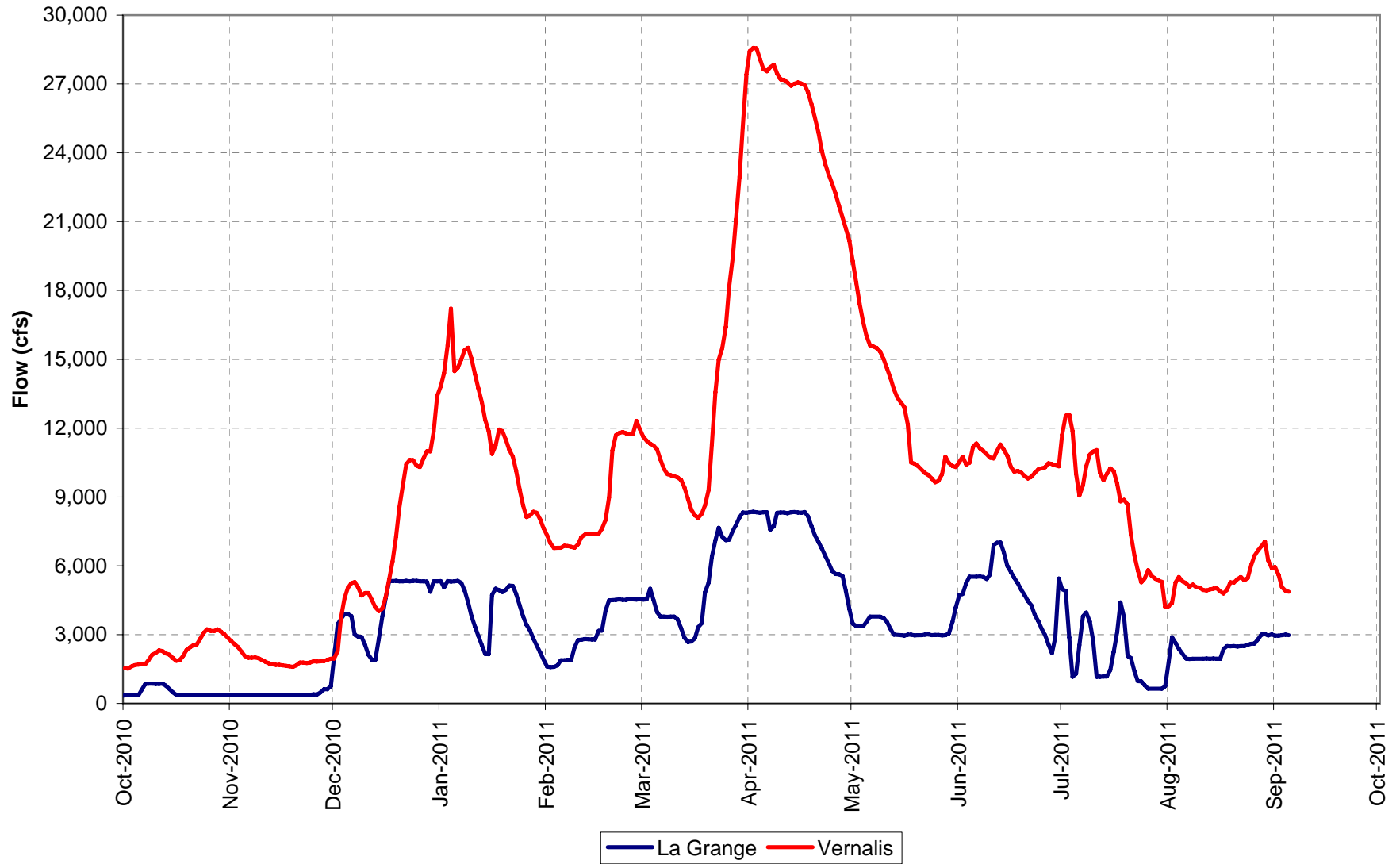


Daily Chinook salmon catch at Waterford, and Tuolumne River flow recorded at La Grange (LGN) and Modesto (MOD) between December 1, 2010, and August 16, 2011. [FISHBIO]

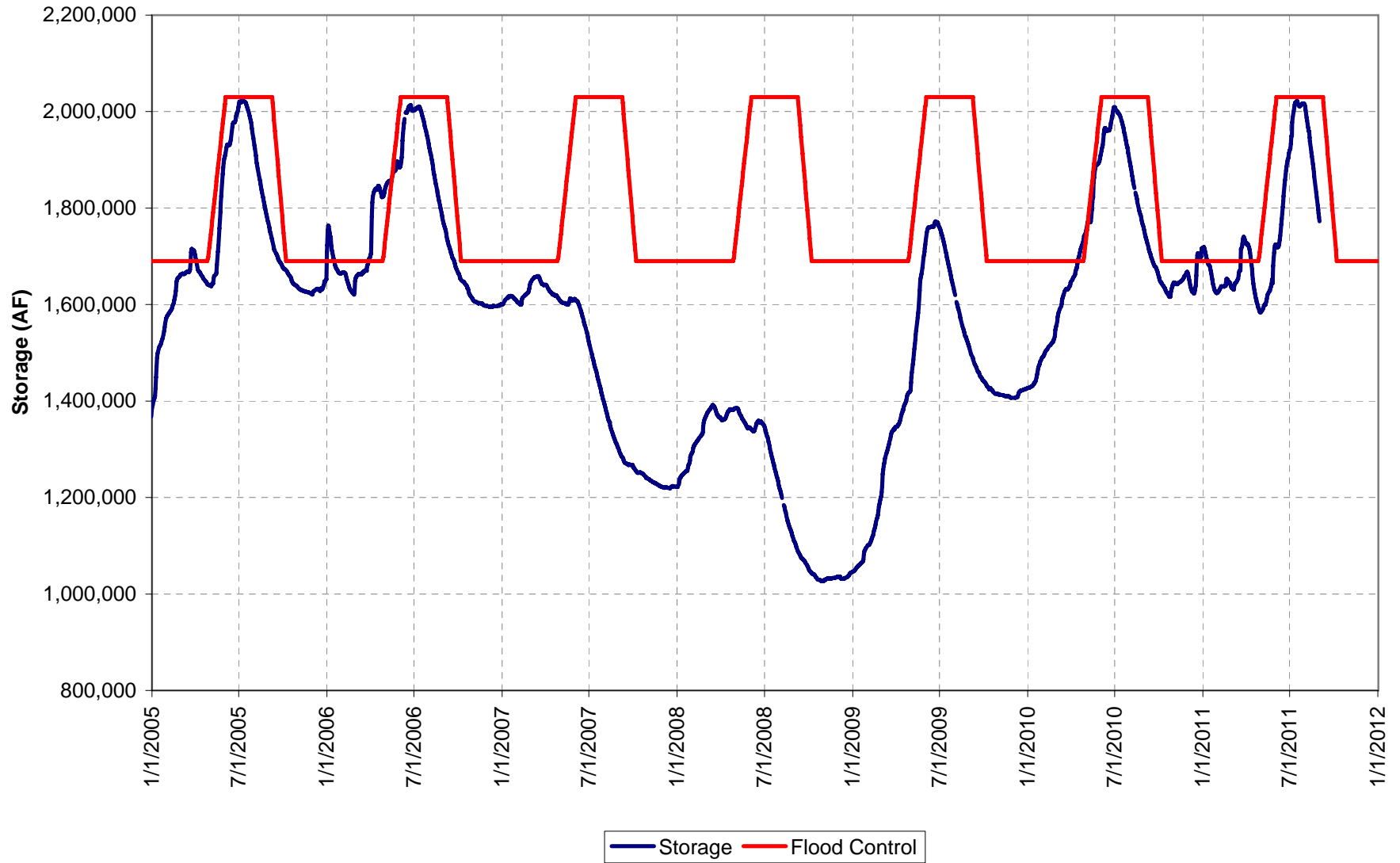


Daily Chinook salmon catch at Grayson, and Tuolumne River flow recorded at La Grange (LGN) and Modesto (MOD) between January 1 and August 16, 2011. [FISHBIO]

La Grange and Vernalis flow, WY 2011



Don Pedro Storage and Flood Control Capacity, 2005-2011



Date	Minimum Flow and Study Requirements		Pre Flood		Total River Flow	
	Minimum Flow	Accumulation	CFS	AF Accum	CFS	AF Accum
8/15/2011	250	496	2,310	4,582	2,560	5,077
8/16/2011	250	992	2,310	9,163	2,560	10,155
8/17/2011	250	1,488	2,310	13,745	2,560	15,232
8/18/2011	250	1,983	2,310	18,326	2,560	20,310
8/19/2011	250	2,479	2,310	22,908	2,560	25,387
8/20/2011	250	2,975	2,310	27,489	2,560	30,464
8/21/2011	250	3,471	2,310	32,071	2,560	35,542
8/22/2011	250	3,967	2,310	36,652	2,560	40,619
8/23/2011	250	4,463	2,310	41,234	2,560	45,697
8/24/2011	250	4,959	2,310	45,815	2,560	50,774
8/25/2011	250	5,455	2,310	50,397	2,560	55,851
8/26/2011	250	5,950	2,310	54,978	2,560	60,929
8/27/2011	250	6,446	2,310	59,560	2,560	66,006
8/28/2011	250	6,942	2,310	64,141	2,560	71,084
8/29/2011	250	7,438	2,310	68,723	2,560	76,161
8/30/2011	250	7,934	2,310	73,305	2,560	81,238
8/31/2011	250	8,430	2,310	77,886	2,560	86,316
9/1/2011	250	8,926	2,310	82,468	2,560	91,393
9/2/2011	250	9,421	2,310	87,049	2,560	96,471
9/3/2011	250	9,917	2,310	91,631	2,560	101,548
9/4/2011	250	10,413	2,310	96,212	2,560	106,625
9/5/2011	250	10,909	2,310	100,794	2,560	111,703
9/6/2011	250	11,405	2,310	105,375	2,560	116,780
9/7/2011	250	11,901	2000	109,342	2,250	121,243
9/8/2011	250	12,397	1660	112,635	1,910	125,031
9/9/2011	250	12,893	1360	115,332	1,610	128,225
9/10/2011	250	13,388	1100	117,514	1,350	130,903
9/11/2011	250	13,884	880	119,260	1,130	133,144
9/12/2011	250	14,380	700	120,648	950	135,028
9/13/2011	250	14,876	560	121,759	810	136,635
9/14/2011	250	15,372	430	122,612	680	137,983
9/15/2011	250	15,868	325	123,256	575	139,124
9/16/2011	250	16,364	0	123,256	250	139,620
9/17/2011	250	16,860	0	123,256	250	140,116
9/18/2011	250	17,355	0	123,256	250	140,612
9/19/2011	250	17,851	0	123,256	250	141,107
9/20/2011	250	18,347	0	123,256	250	141,603
9/21/2011	250	18,843	0	123,256	250	142,099
9/22/2011	250	19,339	0	123,256	250	142,595
9/23/2011	250	19,835	0	123,256	250	143,091
9/24/2011	250	20,331	0	123,256	250	143,587
9/25/2011	250	20,826	0	123,256	250	144,083
9/26/2011	250	21,322	0	123,256	250	144,579
9/27/2011	250	21,818	0	123,256	250	145,074
9/28/2011	250	22,314	0	123,256	250	145,570
9/29/2011	250	22,810	0	123,256	250	146,066
9/30/2011	250	23,306	0	123,256	250	146,562
10/1/2011	300	23,901	900	125,041	1,200	148,942
10/2/2011	300	24,496	900	126,826	1,200	151,322
10/3/2011	300	25,091	900	128,612	1,200	153,702
10/4/2011	300	25,686	900	130,397	1,200	156,083
10/5/2011	300	26,281	900	132,182	1,200	158,463
10/6/2011	1100	28,463	100	132,380	1,200	160,843
10/7/2011	1100	30,645	100	132,579	1,200	163,223
10/8/2011	1100	32,826	100	132,777	1,200	165,603
10/9/2011	800	34,413	400	133,570	1,200	167,983
10/10/2011	400	35,207	800	135,157	1,200	170,364
10/11/2011	300	35,802	900	136,942	1,200	172,744
10/12/2011	300	36,397	700	138,331	1,000	174,727
10/13/2011	300	36,992	560	139,441	860	176,433
10/14/2011	300	37,587	430	140,294	730	177,881
10/15/2011	300	38,182	325	140,939	625	179,121
10/16/2011	300	38,777	0	140,939	300	179,716
10/17/2011	300	39,372	0	140,939	300	180,311
10/18/2011	300	39,967	0	140,939	300	180,906
10/19/2011	300	40,562	0	140,939	300	181,501
10/20/2011	300	41,157	0	140,939	300	182,096
10/21/2011	300	41,752	0	140,939	300	182,691
10/22/2011	300	42,347	0	140,939	300	183,286
10/23/2011	300	42,942	0	140,939	300	183,881
10/24/2011	300	43,537	0	140,939	300	184,476
10/25/2011	300	44,132	0	140,939	300	185,071